

SWP with annual increase





₹ TARESH BHATIA


FINANCIAL FREEDOM SPECIALIST | AUTHOR | COACH | CERTIFIED FINANCIAL PLANNER - CFP

Taresh Bhatia

AMFI Registered Mutual Fund Distributor
Taresh Bhatia | ARN - 85505

 taresh@tareshbhatia.com

 +919810144683

 <https://tareshbhatia.com>

Why should you invest in **Mutual Funds?**



DIVERSIFICATION:

Mutual funds offer a diversified portfolio, spreading risk across various assets.



PROFESSIONAL MANAGEMENT

Skilled fund managers make investment decisions based on market expertise.



LIQUIDITY

Easily buy or sell fund shares, providing flexibility for investors.



REGULATORY SUPERVISION:

Mutual funds are regulated, providing investor protection and transparency.



GOAL-ORIENTED OPTIONS

Goal-Oriented Options: Various funds cater to specific financial goals, allowing you to align their investments with their objectives.

3 rules for **Wealth Creation**



- 1. Initiate Investments Early:** Begin your investment journey at the earliest opportunity to harness the benefits of long-term compounding and maximize your potential returns over time.
- 2. Consistent Investment Habits:** Cultivate a habit of investing regularly, regardless of market conditions, to steadily accumulate assets and mitigate the impact of market fluctuations on your portfolio.
- 3. Maximize Returns:** Focus on optimizing your investment returns by employing strategies tailored to your risk tolerance and financial goals, aiming to generate higher yields while effectively managing risk.

What is Systematic Withdrawal Plan




SWP stands for Systematic Withdrawal Plan. It's a facility offered by mutual funds that allows investors to withdraw a fixed amount or a predetermined number of units from their mutual fund investment at regular intervals.

With SWP, investors can set up a systematic withdrawal schedule according to their financial needs, such as monthly, quarterly, or annually. This provides a steady stream of income from their investments, making it particularly useful for retirees or individuals looking to supplement their income.

SWP allows investors to maintain their investment in the mutual fund while accessing a portion of their investment gains or principal amount. The frequency and amount of withdrawals can be customized based on the investor's cash flow requirements and financial goals.

Reap the rewards with **Systematic Withdrawal Plan**

- ☑ **Steady Income:** Generate reliable cash flow from your investments.
- ☑ **Manage Cash Flow:** Plan and control your withdrawals for financial stability.
- ☑ **Reduce Risk:** Mitigate impact of market downturns by spreading withdrawals.
- ☑ **Tax Efficiency:** Minimize taxes on investment gains with smart withdrawals.
- ☑ **Flexible Planning:** Customize your income stream to fit your evolving needs.



SWP: Unlock the benefits of your investments.

₹ TARESH BHATIA

FINANCIAL FREEDOM SPECIALIST | AUTHOR | COACH | CERTIFIED FINANCIAL PLANNER - CFP

Taresh Bhatia

AMFI Registered Mutual Fund Distributor
Taresh Bhatia | ARN - 85505

✉ taresh@tareshbhatia.com

☎ +919810144683

🌐 <https://tareshbhatia.com>

Uses of **Systematic Withdrawal Plan :**




- Get regular cash:** Enjoy a steady stream of money from your investments.
- Manage expenses:** Plan withdrawals to cover your financial needs.
- Fund your retirement:** Access your savings in a controlled way during retirement.
- Reduce risk:** Spread out withdrawals to avoid market downturns.
- Minimize taxes:** Strategize withdrawals for tax efficiency.

Why Retirement Planning?



Financial Independence



Peace of Mind



Rising cost of Health Care



Fulfilling Dreams



Fulfilling Dreams



Increasing Life Expectancy

Planning for Retirement Corpus



Find out monthly expenses at the time to Retirement.

Today
Rs. 50,000 pm.



After 25 years
Rs. 2,14,593

Find out the retirement corpus required

Retirement Corpus
Rs. 3.99 Cr.


Find out Monthly SIP required for achieving Goal.

Assuming 12% CAGR
Rs. 23,458

Assuming 15% CAGR
Rs. 14,485

Inflation is considered as 6% pre retirement and 5% post retirement. Post retirement portfolio return is considered as 8% and pre-retirement Return is assumed for illustrative purposes only and not guaranteed. Post retirement life expectancy is considered as another 20 years.

What is **Asset Allocation?**



Asset allocation involves dividing your investments among different assets, such as Equity, Debt, Gold, and cash. The asset allocation decision is a personal one. The allocation that works best for you changes at different times in your life, depending on how long you have to invest and your ability to tolerate risk.

Asset allocation is all about deciding the right mix of each asset class for one's portfolio. Deciding the right asset allocation depends on many factors. Out of which Investment Time Horizon and Risk Profile of investor are the two major factors.

Why Asset Allocation?

| Financial Year | Asset Class Return | | | Asset Class Rank | | |
|----------------|--------------------|--------|------|------------------|--------|------|
| | Equity* | Debt** | Gold | Equity* | Debt** | Gold |
| 31-Mar-06 | 70% | 3% | 39% | 1 | 3 | 2 |
| 31-Mar-07 | 14% | 4% | 11% | 1 | 3 | 2 |
| 31-Mar-08 | 25% | 8% | 30% | 2 | 3 | 1 |
| 31-Mar-09 | -35% | 7% | 24% | 3 | 2 | 1 |
| 31-Mar-10 | 75% | 5% | 8% | 1 | 3 | 2 |
| 31-Mar-11 | 12% | 5% | 28% | 2 | 3 | 1 |
| 31-Mar-12 | -8% | 8% | 32% | 3 | 2 | 1 |
| 31-Mar-13 | 9% | 9% | 3% | 2 | 1 | 3 |
| 31-Mar-14 | 19% | 4% | -11% | 1 | 2 | 3 |
| 31-Mar-15 | 28% | 15% | -4% | 1 | 2 | 3 |
| 31-Mar-16 | -8% | 8% | 10% | 3 | 2 | 1 |
| 31-Mar-17 | 20% | 11% | -1% | 1 | 2 | 3 |
| 31-Mar-18 | 12% | 5% | 7% | 1 | 3 | 2 |
| 31-Mar-19 | 16% | 7% | 4% | 1 | 2 | 3 |
| 31-Mar-20 | -25% | 13% | 36% | 3 | 2 | 1 |
| 31-Mar-21 | 73% | 8% | 2% | 1 | 2 | 3 |
| 31-Mar-22 | 20% | 4% | 19% | 1 | 3 | 2 |
| 31-Mar-23 | 1% | 4% | 11% | 3 | 2 | 1 |

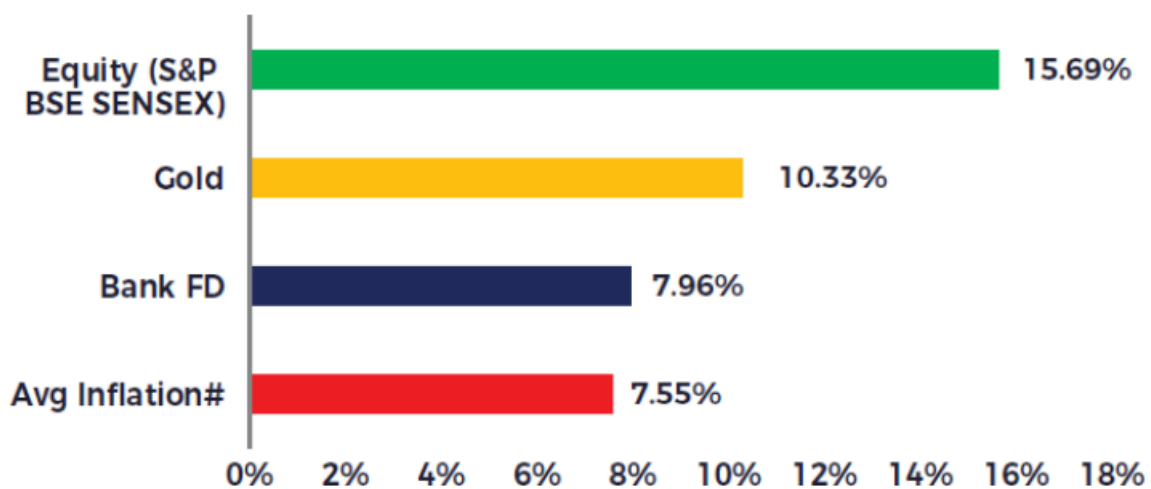
Source - MFI, www.niftyindices.com. Data from April 1, 2005 to March 31 2023. *Equity - NIFTY50 TRI, **Debt- CRISIL Composite Bond Fund Index and Gold price is from World Gold Council, Spot Rate INR/10 Grams.

Past Performance may or may not be sustained in future and is not a guarantee of any future returns. FY is Financial Year

- The rotation of winners has been a consistent trend.
- The performance of asset classes is influenced by market cycles.
- Typically, the equity market demonstrates strong performance during expansionary phases.
- Conversely, the debt market tends to excel in contracting economies.
- Adjusting allocation between asset classes can facilitate a more seamless investment experience.

Wealth Creation through Equity as Asset Class

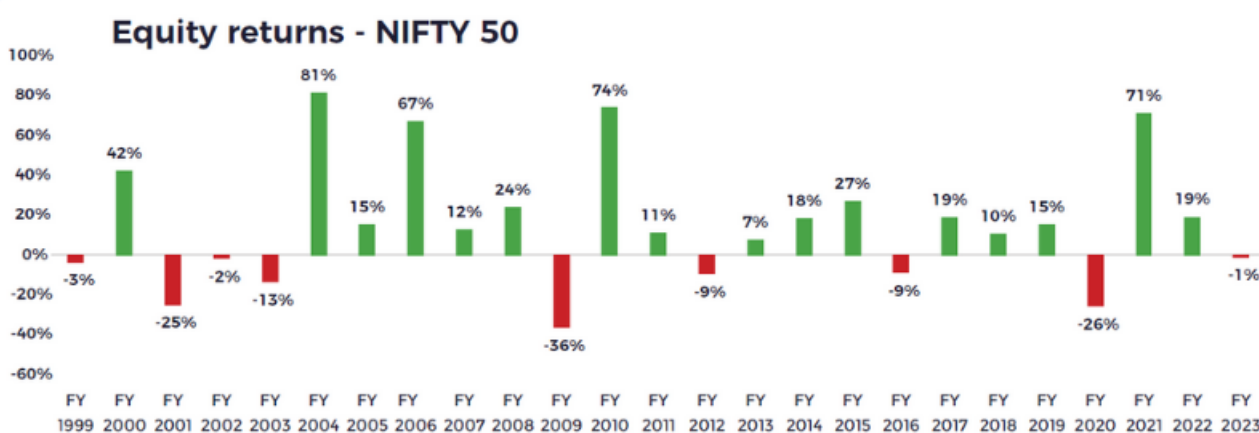
From March 1980 to 30th September 2023.



Source: World Bank

- Despite short-term volatility, equities exhibit consistent long-term outperformance over other asset classes.
- Their resilience is evident in substantial returns and inflation-beating margins, ideal for wealth preservation and growth.
- Equities serve as a hedge against rising prices, crucial for achieving financial objectives.
- By leveraging equities' strong return potential, investors can enhance portfolio growth and sustainability over time.

Understanding Volatility in equity



- Short-term market fluctuations often exhibit volatility.
- However, as the investment horizon extends, the risk of experiencing losses typically diminishes. For example, data analysis spanning the last 43 years of SENSEX history reveals that there has been no occurrence of losing money for periods lasting 15 years or more.
- From September 1979 to September 2023, the market has demonstrated a Compound Annual Growth Rate (CAGR) of 15.88%. Notably, equity returns have consistently exceeded the nominal GDP growth.
- SENSEX has consistently compounded wealth at a rate of 15.88% over the long term. At this pace, historical records indicate that investments in the stock market have doubled approximately every 4.5 years.

Crucial Factor for your portfolio

Asset Allocation



- Employing asset allocation aids in achieving financial objectives and fosters long-term wealth accumulation.
- Through asset allocation, you ensure that your investment portfolio is adequately diversified.
- It is imprudent to allocate funds solely to a single asset class, as it may fail to yield efficient returns adjusted for inflation and risk.
- The fundamental principle of asset allocation is to distribute risk across various asset classes, ranging from higher risk to lower risk, while aiming to optimize returns adjusted for risk.
- Effective asset allocation mitigates the impact of market volatility when diversifying assets.
- Asset allocation serves as an investment strategy to determine the allocation of one's portfolio across different asset classes, tailored to individual risk tolerance and financial objectives.



Lumpsum Investment

₹ 4000000



SWP Amount

₹ 300000



Increase in SWP per annum

5 %

Summary

| | |
|---|----------------|
| Total Withdrawal through SWP @ 12 % CAGR | ₹ 12,58,73,866 |
| Fund value at the end of tenure @ 12 % CAGR | ₹ 0 |
| Total profit during the tenure @ 12 % CAGR | ₹ 8,58,73,866 |
| Total Withdrawal through SWP @ 15 % CAGR | ₹ 17,18,17,556 |
| Fund value at the end of tenure @ 15 % CAGR | ₹ 18,23,35,296 |
| Total profit during the tenure @ 15 % CAGR | ₹ 31,41,52,852 |


* Mutual fund investments are subject to market risks. read all scheme related documents carefully. The above calculation is based on the assumed rate of return and only for illustrative purposes only.


₹ TARESH BHATIA


FINANCIAL FREEDOM SPECIALIST | AUTHOR | COACH | CERTIFIED FINANCIAL PLANNER - CFP

Taresh Bhatia

AMFI Registered Mutual Fund Distributor
Taresh Bhatia | ARN - 85505

 taresh@tareshbhatia.com

 +919810144683

 <https://tareshbhatia.com>

Illustrative calculation for the fund value

| Years | Monthly SWP amount | Fund value at beginning @ CAGR 12% | Annual Withdrawal | Fund value @ CAGR 12% | Fund value at beginning @ CAGR 15% | Annual Withdrawal | Fund value @ CAGR 15% |
|-------|--------------------|------------------------------------|-------------------|-----------------------|------------------------------------|-------------------|-----------------------|
| 1 | ₹ 3,00,000 | ₹ 4,00,00,000 | ₹ 36,00,000 | ₹ 4,10,06,051 | ₹ 4,00,00,000 | ₹ 36,00,000 | ₹ 4,21,58,744 |
| 2 | ₹ 3,15,000 | ₹ 4,10,06,051 | ₹ 37,80,000 | ₹ 4,19,43,130 | ₹ 4,21,58,744 | ₹ 37,80,000 | ₹ 4,44,49,236 |
| 3 | ₹ 3,30,750 | ₹ 4,19,43,130 | ₹ 39,69,000 | ₹ 4,27,93,476 | ₹ 4,44,49,236 | ₹ 39,69,000 | ₹ 4,68,81,636 |
| 4 | ₹ 3,47,288 | ₹ 4,27,93,476 | ₹ 41,67,450 | ₹ 4,35,36,723 | ₹ 4,68,81,636 | ₹ 41,67,450 | ₹ 4,94,67,147 |
| 5 | ₹ 3,64,652 | ₹ 4,35,36,723 | ₹ 43,75,823 | ₹ 4,41,49,560 | ₹ 4,94,67,147 | ₹ 43,75,823 | ₹ 5,22,18,148 |
| 6 | ₹ 3,82,884 | ₹ 4,41,49,560 | ₹ 45,94,614 | ₹ 4,46,05,360 | ₹ 5,22,18,148 | ₹ 45,94,614 | ₹ 5,51,48,345 |
| 7 | ₹ 4,02,029 | ₹ 4,46,05,360 | ₹ 48,24,344 | ₹ 4,48,73,748 | ₹ 5,51,48,345 | ₹ 48,24,344 | ₹ 5,82,72,946 |
| 8 | ₹ 4,22,130 | ₹ 4,48,73,748 | ₹ 50,65,562 | ₹ 4,49,20,130 | ₹ 5,82,72,946 | ₹ 50,65,562 | ₹ 6,16,08,854 |
| 9 | ₹ 4,43,237 | ₹ 4,49,20,130 | ₹ 53,18,840 | ₹ 4,47,05,155 | ₹ 6,16,08,854 | ₹ 53,18,840 | ₹ 6,51,74,897 |
| 10 | ₹ 4,65,398 | ₹ 4,47,05,155 | ₹ 55,84,782 | ₹ 4,41,84,112 | ₹ 6,51,74,897 | ₹ 55,84,782 | ₹ 6,89,92,082 |
| 11 | ₹ 4,88,668 | ₹ 4,41,84,112 | ₹ 58,64,021 | ₹ 4,33,06,262 | ₹ 6,89,92,082 | ₹ 58,64,021 | ₹ 7,30,83,893 |
| 12 | ₹ 5,13,102 | ₹ 4,33,06,262 | ₹ 61,57,222 | ₹ 4,20,14,073 | ₹ 7,30,83,893 | ₹ 61,57,222 | ₹ 7,74,76,624 |
| 13 | ₹ 5,38,757 | ₹ 4,20,14,073 | ₹ 64,65,083 | ₹ 4,02,42,373 | ₹ 7,74,76,624 | ₹ 64,65,083 | ₹ 8,21,99,773 |
| 14 | ₹ 5,65,695 | ₹ 4,02,42,373 | ₹ 67,88,337 | ₹ 3,79,17,401 | ₹ 8,21,99,773 | ₹ 67,88,337 | ₹ 8,72,86,478 |
| 15 | ₹ 5,93,979 | ₹ 3,79,17,401 | ₹ 71,27,754 | ₹ 3,49,55,729 | ₹ 8,72,86,478 | ₹ 71,27,754 | ₹ 9,27,74,024 |

| Years | Monthly SWP amount | Fund value at beginning @ CAGR 12% | Annual Withdrawal | Fund value @ CAGR 12% | Fund value at beginning @ CAGR 15% | Annual Withdrawal | Fund value @ CAGR 15% |
|-------|--------------------|------------------------------------|-------------------|-----------------------|------------------------------------|-------------------|-----------------------|
| 16 | ₹ 6,23,678 | ₹ 3,49,55,729 | ₹ 74,84,141 | ₹ 3,12,63,068 | ₹ 9,27,74,024 | ₹ 74,84,141 | ₹ 9,87,04,432 |
| 17 | ₹ 6,54,862 | ₹ 3,12,63,068 | ₹ 78,58,349 | ₹ 2,67,32,920 | ₹ 9,87,04,432 | ₹ 78,58,349 | ₹ 10,51,25,115 |
| 18 | ₹ 6,87,605 | ₹ 2,67,32,920 | ₹ 82,51,266 | ₹ 2,12,45,069 | ₹ 10,51,25,115 | ₹ 82,51,266 | ₹ 11,20,89,652 |
| 19 | ₹ 7,21,986 | ₹ 2,12,45,069 | ₹ 86,63,829 | ₹ 1,46,63,886 | ₹ 11,20,89,652 | ₹ 86,63,829 | ₹ 11,96,58,659 |
| 20 | ₹ 7,58,085 | ₹ 1,46,63,886 | ₹ 90,97,021 | ₹ 68,36,431 | ₹ 11,96,58,659 | ₹ 90,97,021 | ₹ 12,79,00,794 |
| 21 | ₹ 7,95,989 | ₹ 68,36,431 | ₹ 68,36,431 | ₹ 0 | ₹ 12,79,00,794 | ₹ 95,51,872 | ₹ 13,68,93,916 |
| 22 | ₹ 8,35,789 | ₹ 0 | ₹ 0 | ₹ 0 | ₹ 13,68,93,916 | ₹ 1,00,29,465 | ₹ 14,67,26,407 |
| 23 | ₹ 8,77,578 | ₹ 0 | ₹ 0 | ₹ 0 | ₹ 14,67,26,407 | ₹ 1,05,30,939 | ₹ 15,74,98,691 |
| 24 | ₹ 9,21,457 | ₹ 0 | ₹ 0 | ₹ 0 | ₹ 15,74,98,691 | ₹ 1,10,57,486 | ₹ 16,93,24,984 |
| 25 | ₹ 9,67,530 | ₹ 0 | ₹ 0 | ₹ 0 | ₹ 16,93,24,984 | ₹ 1,16,10,360 | ₹ 18,23,35,296 |

* Mutual fund investments are subject to market risks. read all scheme related documents carefully. The above calculation is based on the assumed rate of return and only for illustrative purposes only.

Disclaimer

This investment proposal is based on assumed rates of return and is for informational purposes only. It is not intended to be, nor should it be construed as, investment advice or a recommendation to buy or sell any financial products or securities.

The assumed rates of return used in this proposal are assumed and only for the illustrative purposes at the time of preparation. Actual returns may vary significantly from these assumptions, and there can be no assurance that the proposed investment strategy will be successful.

Investors should carefully consider their own investment objectives, risk tolerance, and financial circumstances before making any investment decisions.

The information contained in this proposal is subject to change without notice and may not be updated. We do not assume any liability for any losses that may result from the use of this proposal or the information contained herein.

Past performance is not a guarantee of future results. The value of investments may fluctuate, and investors may not get back the amount invested.

Mutual fund investments are subject to market risk, read all scheme related documents carefully.

By using this investment proposal, you acknowledge that you have read and understand this disclaimer, and that you accept and agree to be bound by its terms and conditions.


(Signature)


Report as on date : 11-07-2024




Taresh Bhatia

AMFI Registered Mutual Fund Distributor
Taresh Bhatia | ARN - 85505

 taresh@tareshbhatia.com

 +919810144683

 <https://tareshbhatia.com>

Taresh Bhatia

AMFI Registered Mutual Fund Distributor



#107, Qutab Plaza, DLF Phase-1, Gurugram-122002.
Har. India



taresh@tareshbhatia.com



+919810144683



<https://tareshbhatia.com>



₹ TARESH BHATIA

FINANCIAL FREEDOM SPECIALIST | AUTHOR |
COACH | CERTIFIED FINANCIAL PLANNER- CFP

Taresh Bhatia

AMFI Registered Mutual Fund Distributor
Taresh Bhatia | ARN - 85505



taresh@tareshbhatia.com



+919810144683



<https://tareshbhatia.com>